

Start Guide

ICR-3201, ICR-3211, ICR-3231
ICR-3232, ICR-3241



ADVANTECH

 **Safety Instructions**

Please take care to following instructions:

- Use the router in compliance with national and international law and in compliance with any special or additional restrictions regulating the use of the router in the various applications and environments.
- To avoid possible injury and/or damage to the device, observe the relevant provisions and standards. Use only the original accessories as recommended. Unauthorized device or accessory modification, or using accessories that have not been approved can result in router damage and/or violation of the regulations.
- Unauthorized device or accessory modification or using the accessories that have not been approved can result in warranty termination.
- Do not open the router.
- **Caution!** The SIM card can be swallowed by small children.
- When connecting the device to a power supply do not exceed the defined voltage.
- Do not expose the router to extreme ambient conditions. Protect the router against dust, moisture, and high temperature.
- It is recommended that you do not use the router at petrol filling stations. We recommend observing local restrictions concerning the use of radio-based devices while working with explosive material for example, at petrol filling stations, or in chemical plants.
- While using the router close to personal medical devices, such as cardiac pacemakers or hearing aids, proceed with heightened caution.
- Operating the router too close to TV sets, radio receivers, personal computers, or telephones can cause interference.
- It is recommended that you create a copy or backup of the important settings stored in the memory of the router.



Product Disposal Instructions

The WEEE (Waste Electrical and Electronic Equipment: 2012/19/EU) directive was introduced to ensure that electrical/electronic products are recycled using the best available recovery techniques in order to minimize impact on the environment. This product contains high-quality materials and components which can be recycled. At the end of its life this product **MUST NOT** be mixed with other commercial waste for disposal. The device contains the battery. Remove the battery from the device before disposal. The battery in the device needs to be disposed apart accordingly. Check the terms and conditions of your supplier for disposal information.



Open Source Software License

The software in this device uses various pieces of open-source software governed by the following licenses:

- GPL versions 2 and 3
- LGPL version 2
- BSD-style licences
- MIT-style licences

The list of components together with complete license texts can be found on the device itself. See *Licenses* link at the bottom of the router's main Web page (*General Status*) or point your browser to this address (replace the DEVICE_IP string with real router's IP address):

https://DEVICE_IP/licenses.cgi

This is a written offer valid for 3 years since the device purchase offering any third party for a charge no more than the cost of physically performing source distribution, a complete machine-readable copy of the corresponding source code on a flash drive medium. If you are interested in obtaining the source, please contact us at:

techSupport@advantech-bb.com

Modifications and debugging of LGPL-linked executables:

The manufacturer of the device hereby grants the right to use debugging techniques (e.g. decompilation) and making customer modifications of any executable linked with an LGPL library for own purposes. Note these rights are limited to the customer's own usage. No further distribution of such modified executables and no transmission of the information obtained during these actions may be done.

First Use

Before applying power to the router, connect the components that you required for your applications. You cannot operate the router without a connected antenna, inserted SIM card, nor a connected power supply. Cross-shaped screwdriver is necessary to insert a SIM card.



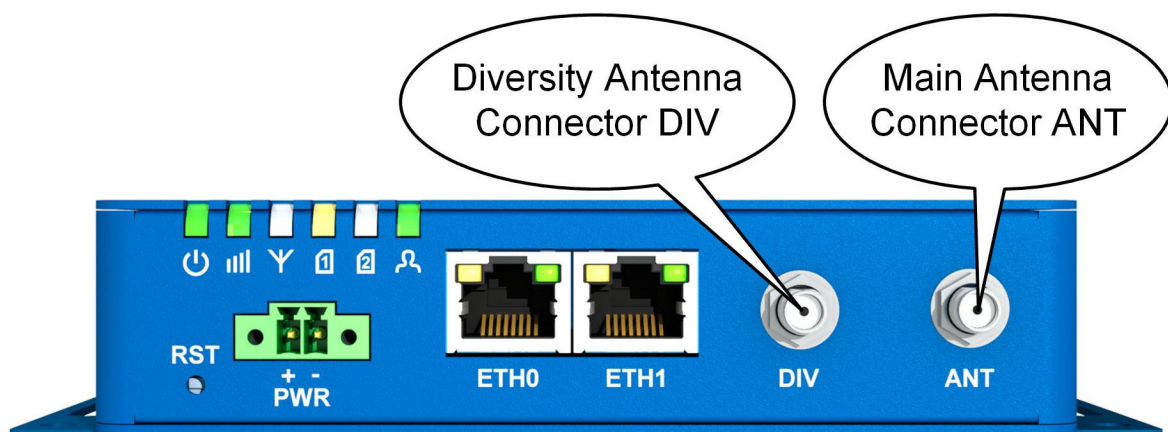
If you do not have connected the main antenna during operation of the router, the router can be damaged!



ICR-3201 routers are not equipped with a cellular module, which means that SIM card readers and antenna connectors are not available on the router.

1. Antenna

Use an SMA connector to connect the antennas to the router. The main antenna is connected to the router by screwing on the *ANT* connector (see the figure below). The second diversity antenna can also be connected to the *DIV* connector to improve performance.




2. SIM Card

The SIM card readers, for 3 V and 1.8 V SIM cards, are located on the left side panel of the router. If you intend to use this device to communicate over a cellular network, please place an activated data-provisioned SIM card with an unblocked PIN into the SIM card reader. Unscrew the SIM cards cover and push your SIM card into the *SIM1* or *SIM2* slot until it clicks in place.

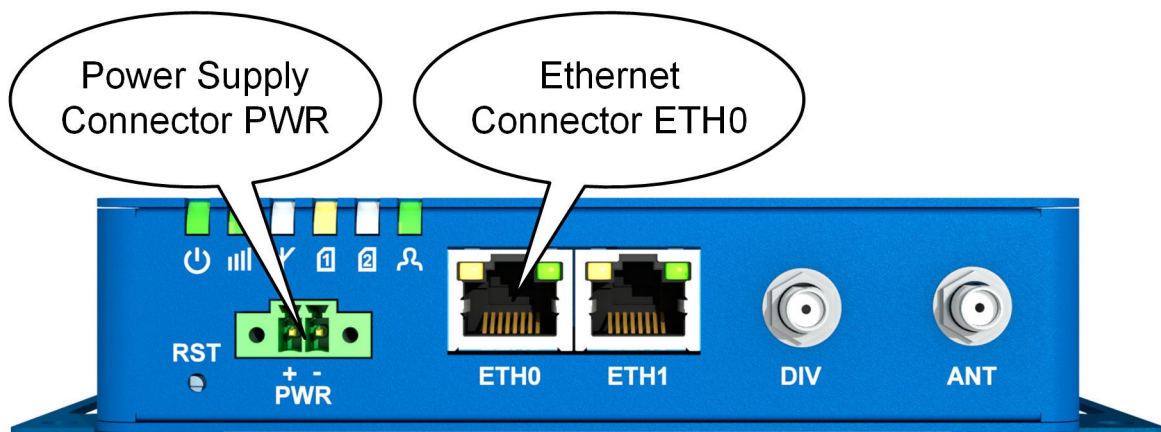


Disconnect the router from power supply before handling of the SIM card!



3. Power

The router requires an external DC power supply. The DC voltage required is between +9 to +36 V DC. The router has built-in protection against reverse polarity without signaling. Connect the power supply cable to the PWR connector on the front panel of the router (see the figure below).



4. Ethernet

An Ethernet cable may be connected to the ETH0 connector on the front panel of the router (see the figure above). By default, the Ethernet port is configured as follows:

Connector	Purpose	Default Setting
ETH0	LAN port (default) Connect your laptop or PC to this port to get a local web-server for device configuration and diagnostics.	DHCP Server IP Address: 192.168.1.1 NetMask: 255.255.255.0

Configuration

1. Configuring the Device Using the Web Browser

You can access the router for status monitoring, configuration, and administration after entering the IP address of the router into a Web browser. The default IP address is 192.168.1.1 (netmask 255.255.255.0). Configuration access is allowed for the user **root**. The default password is printed on the router's label.¹ Attention, it is necessary to use HTTPS protocol for secure communication over a network! For a detailed description and examples of the router configurations, see the Configuration Manual.

Important Notes



After logging on to the device for the first time, we strongly recommend changing the default password due to security reasons.



For security reasons, it is highly recommended to update the firmware of the router to the latest version regularly. Downgrading the firmware to an older version than the production version or uploading a firmware intended for a different device may cause the malfunction of the device.

¹ If the router's label does not contain a unique password, use the password "root".

2. Configuration Settings via WebAccess/DMP

Your router has been pre-installed with the WebAccess/DMP client. If you enable it in the router's web interface, you may configure the router from WebAccess/DMP. Navigate your browser to:

<https://www.wadmp.com>

If this is your first time, please self-sign-up with the site. If not, please login with your username and password. Once logged in, further assistance can be found here:

<https://docs.wadmp.com>

3. Restoring and Backing up the Router Configuration

After you reset the router, the current configuration is overwritten by the default settings. We recommend that you back up the router configuration before resetting the device. Refer to the Configuration Manual for more information.

When the *PWR* LED starts blinking, it is possible to restore the default configuration of the router by pressing the *Reset* button on the panel continuously for more than 4 seconds. Use a narrow screwdriver or any tool that fits. After releasing the button, the default configuration is restored and then the router reboots (green *PWR* LED will be on).

Documentation

User's Manual, Configuration Manual and other manuals can be found and downloaded on this web site: www.advantech-bb.cz/download

CE Hereby, Advantech Czech s.r.o. declares that the radio equipment type **ICR-3201** (versions with radio interface only), **ICR-3211** and **ICR-3231** is in compliance with Directive **2014/53/EU**.
ICR-3201 versions without radio interface are in compliance with the essential requirements and other relevant provisions of Directives **2014/30/EU** and **2014/35/EU**.
The full text of the EU Declaration of Conformity is available at the following internet address: www.advantech-bb.cz/eudoc

