



IES318 Series

DIN-Rail or Wall Mounting

8-port 100M Unmanaged Industrial Ethernet Switch

- Support 6 100M copper ports and 2 100M fiber/copper ports
- Support port flow control
- Support port alarm and relay alarm output
- Support dual power supply, input voltage: 12~48VDC
- Support -40~75°C wide operating temperature range



Industrial Grade



RPS



Fanless Design



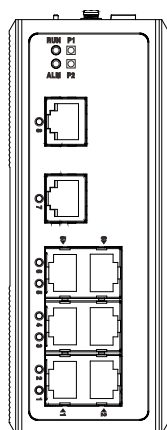
Introduction

IES215 series are 8-port 100M unmanaged industrial Ethernet switches. This series provide 3 products and support 100M copper ports and fiber ports. They adopt wall or DIN-Rail mounting to meet the requirements of different application scenes.

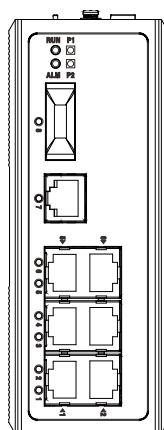
The input power supply is two independent power supply circuits which can ensure the normal operation of the device when one power supply fails. The design of DIP switch can realize flow control, port alarm and specified 10M. When port has link failure, ALARM indicator will be bright and send out alarm, meanwhile, alarm device connected to the relay will send out alarm for rapid scene troubleshooting. Hardware adopts fanless, low power consumption, wide temperature and voltage design and has passed rigorous industrial standard tests, which can suit for the industrial scene environment with harsh requirements for EMC. It can be widely used in smart grid, rail transit, smart city, safety city, new energy, aerospace, intelligent manufacturing, military project and other industrial fields.

Dimension

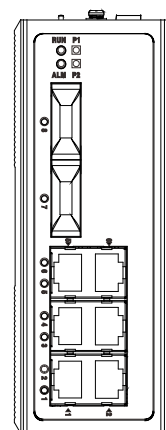
Unit:mm



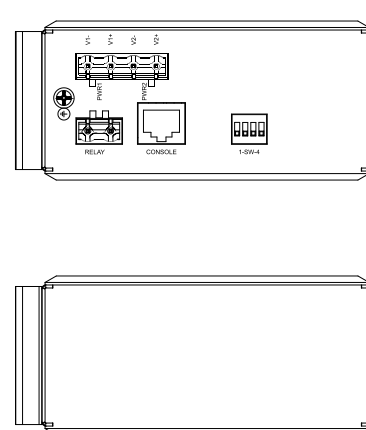

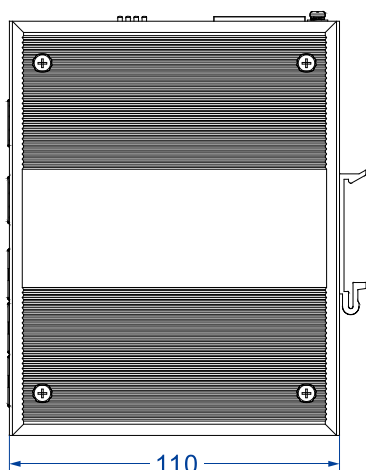
IES318



IES318-1F



IES318-2F



Specification

Standard & Protocol	IEEE 802.3 for 10Base-T IEEE 802.3u for 100Base-TX and 100Base-FX IEEE 802.3x for Flow Control		
Interface	100M copper port: 10/100Base-T(X), RJ45, Automatic Flow Control, Full/half Duplex Mode, MDI/MDI-X Autotuning 100M fiber port: 100Base-FX, optional SC/ST/FC Console port : reserved Alarm port: 2-pin 7.62mm pitch terminal block, support 1 relay alarm output		
Indicator	Running Indicator, Port Indicator, Power Supply Indicator, Alarm Indicator		
Switch Property	Transmission mode: store and forward MAC address: 2K Packet buffer size: 1Mbit Backplane bandwidth: 1.6G Switch time delay: <10μs		
Power supply	12~48VDC, 4-pin 7.62mm pitch terminal blocks Dual power supply redundancy, non-polarity and anti-reverse connection		
Power consumption	Available Models	No-load (@24VDC)	Full-load(@24VDC)
	IES318	1.3W	3.6W
	IES318-1F	3.2W	4.5W
	IES318-2F	4.5W	8.5W
Working environment	Operating temperature: -40~75℃ Storage temperature:-40~85℃ Relative humidity: 5%~95%(no condensation)		
Physical Characteristic	Housing: IP40 protection, metal Installation: DIN-Rail or wall mounting Dimension (W x H x D): 53mm×138mm×110mm Weight: 670g		
Industrial Standard	IEC 61000-4-2 (ESD, electrostatic discharge), Level 3 ● Air discharge: ±8kV		



	<ul style="list-style-type: none">● Contact discharge: ±6kV <p>IEC 61000-4-4 (EFT, electrical fast transient pulses), Level 3</p> <ul style="list-style-type: none">● Power supply: ±2kV● Ethernet port: ±1kV● Relay: ±2kV <p>IEC 61000-4-5 (Surge), Level 3</p> <ul style="list-style-type: none">● Power supply: common mode±2kV, differential mode±1kV● Ethernet port: ±2kV● Relay: common mode±2kV, differential mode±1kV <p>Shock: IEC 60068-2-27 Free fall: IEC 60068-2-32 Vibration: IEC 60068-2-6</p>
Certification	CE, FCC, RoHS, UL61010
Warranty	5 years

Ordering Information

Available Models	100M copper port	100M fiber port	Power supply
IES318	8	—	12~48VDC dual power supply
IES318-1F	7	1	
IES318-2F	6	2	



Address: 3/B, Zone 1, Baiwangxin High Technology Industrial Park, Song Bai Road,
Nanshan District, Shenzhen, 518108, China
TEL.: +86-755-26702668 ext 835 FAX: +86-755-26703485
E-mail: ics@3onedata.com
Website: www.3onedata.com

◀ Please scan our QR code for more details

*Product pictures and technical data in this datasheet are only for reference. Updates are subject to change without prior notice. The final interpretation right is reserved by 3onedata.